

COMMUNITY HOMELESSNESS REPORT SUMMARY

(COMMUNITY NAME: York Region)
(Fiscal year: 2019-2020, 2020-2021)

COORDINATED ACCESS AND HOMELESSNESS MANAGEMENT INFORMATION SYSTEM (HMIS) SELF-ASSESSMENT

SUMMARY

The table below provides a summary of the work the community has done so far to implement Reaching Home's minimum requirements for Coordinated Access and an HMIS.

How many of the Reaching Home minimum requirements has the community:

Met	Started	Not yet started
5	8	5

SUMMARY COMMENT

Are there particular efforts and/or issues that you would like to highlight for this reporting period related to your community's work to achieve the Reaching Home minimum requirements? In particular, please describe your community's efforts to set-up or improve the Coordinated Access governance structure, including processes to ensure that policies and protocols, as approved by the governance group(s), are being implemented across the system as intended to achieve desired results.

It is important to note that responding to the impact of COVID-19 in 2020/2021 was the priority for York Region. As such, the work and planning related to the minimum requirements for a Coordinated Access System and HMIS were delayed. More specifically,

Governance Structure:

The development of the Coordinated Access System governance structure and relevant policies and protocols is under development and will be done in partnership with the Regional Municipality of York and the York Region Homelessness Community Advisory Board. It is a focus for 2021/2022.

Access Points to Service:

There was some preliminary thinking and work done by the Reaching Home Planning and Implementation Committee, a sub-committee of YRHCAB, but this was put on hold due to the COVID-19 pandemic. As such, York Region Homelessness Community Advisory Board (YRHCAB) feels that we need to revisit and expand upon some of this initial work. More importantly, we will work with the Regional Municipality of York to fully develop the coordinated access model for York Region and consult with community stakeholders on this model. This work is planned for 2021-2022.

Triage and Assessment:

The work in this area and meeting the minimum requirements will follow once we have a coordinated access model in place.

COMMUNITY-LEVEL DATA for 2019-2020

What is the date range for available data from the List for this fiscal report?

- | | |
|-----------------------------------|------------|
| • First date in reporting period: | 2020-03-01 |
| • Last date in reporting period: | 2020-03-31 |

Complete the Population Groups table below using the date range indicated for this fiscal report.

Number of unique individuals (or households where not available) in each Priority Population Group who:						
Priority Population Groups	Were homeless (Measures Cumulative Homelessness)	Were new to homelessness (Measures Inflow)	Returned to homelessness from housing (one or more times) (Measures Inflow)	Returned to homelessness from transitional status (one or more times) (Measures Inflow)	Returned to homelessness from unknown status (one or more times) (Measures Inflow)	State changed from inactive to active (one or more times) (Measures Inflow)
Overall homeless	436	48	16	48	324	n/a
Chronically homeless	72	11	0	0	0	3
Indigenous peoples	34	3	0	4	27	n/a
Priority Population Groups			Moved from homelessness to housing (one or more times) (Measures Outflow)	Status changed from homelessness to transitional (one or more times) (Measures Outflow)	Status changed from homelessness to unknown (one or more times) (Measures Outflow)	State changed from active to inactive (one or more times) (Measures Outflow)
Overall homeless			n/a	n/a	n/a	n/a
Chronically homeless			8	0	0	5
Indigenous peoples			n/a	n/a	n/a	n/a

Complete the Prior Living Situations table below for all individuals (or households where not available) that were homeless for the date range indicated for this fiscal report.

	Public Institutions	Transitional Housing	Permanent Housing	Unknown	Total
New to homelessness	1	3	1	43	48
Returned to homelessness	n/a	n/a	n/a	n/a	0
Total	1	3	1	43	48

COMMUNITY-LEVEL DATA for 2020-2021

What is the date range for available data from the List for this fiscal report?

- | | |
|-----------------------------------|------------|
| • First date in reporting period: | 2021-03-01 |
| • Last date in reporting period: | 2021-03-31 |

Complete the Population Groups table below using the date range indicated for this fiscal report.

Number of unique individuals (or households where not available) in each Priority Population Group who:						
Priority Population Groups	Were homeless (Measures Cumulative Homelessness)	Were new to homelessness (Measures Inflow)	Returned to homelessness from housing (one or more times) (Measures Inflow)	Returned to homelessness from transitional status (one or more times) (Measures Inflow)	Returned to homelessness from unknown status (one or more times) (Measures Inflow)	State changed from inactive to active (one or more times) (Measures Inflow)
Overall homeless	457	84	18	55	300	n/a
Chronically homeless	82	4	1	0	0	0
Indigenous peoples	38	6	2	5	25	n/a
Priority Population Groups			Moved from homelessness to housing (one or more times) (Measures Outflow)	Status changed from homelessness to transitional (one or more times) (Measures Outflow)	Status changed from homelessness to unknown (one or more times) (Measures Outflow)	State changed from active to inactive (one or more times) (Measures Outflow)
Overall homeless			n/a	n/a	n/a	n/a
Chronically homeless			5	0	0	3
Indigenous peoples			n/a	n/a	n/a	n/a

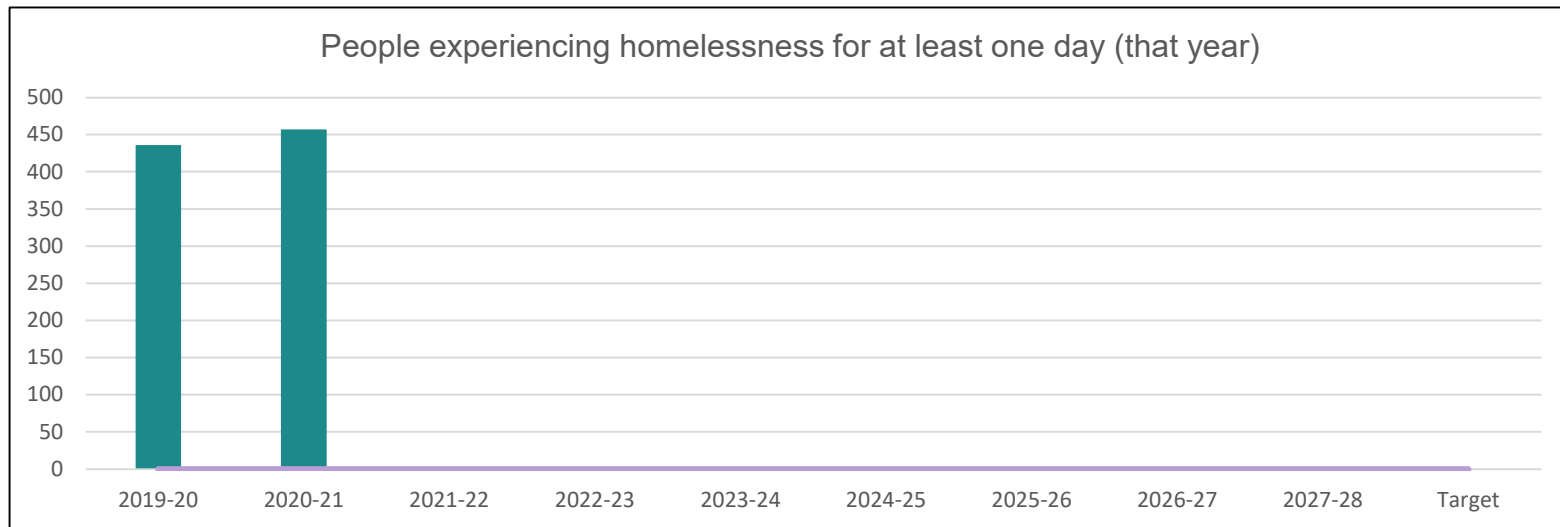
Complete the Prior Living Situations table below for all individuals (or households where not available) that were homeless for the date range indicated for this fiscal report.

	Public Institutions	Transitional Housing	Permanent Housing	Unknown	Total
New to homelessness	0	2	5	77	84
Returned to homelessness	n/a	n/a	n/a	n/a	0
Total	0	2	5	77	84

COMMUNITY-LEVEL RESULTS OUTCOMES - CORE OUTCOMES

Outcome # 1: Fewer people experience homelessness overall (homelessness is reduced overall)

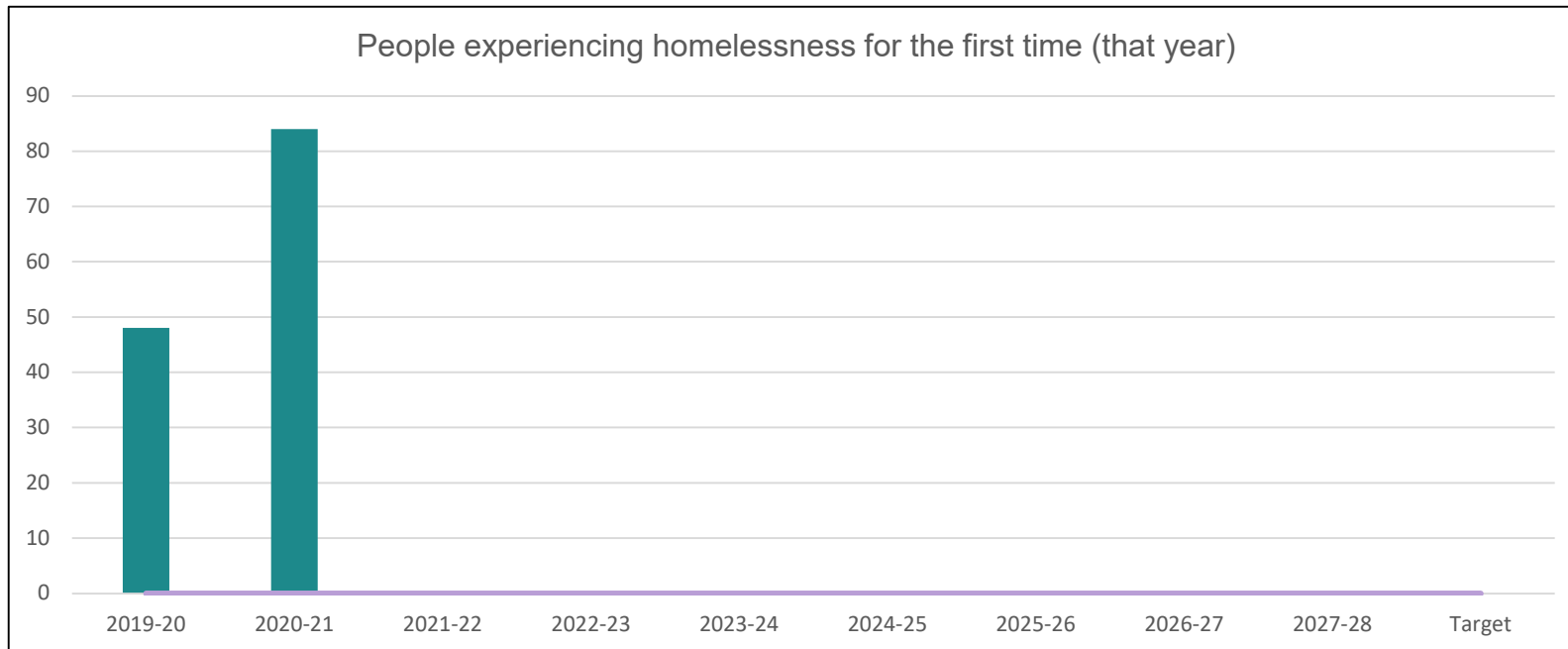
	2019-20	2020-21	2021-22	2022-23	2023-24	2024-25	2025-26	2026-27	2027-28	Target
People experiencing homelessness for at least one day (that year)	436	457	-	-	-	-	-	-	-	TBD



A 5% increase was observed in the number of people experiencing homelessness in March 2021 compared to March 2020. Responding to the impact of COVID-19 in 2020-2021 and the first half of 2021-2022 has been the priority in York Region. Additionally, we have seen an increase in the number of person's experiencing homelessness over the course of the pandemic and require the time to understand if this is a one time trend or on-going. As such, the work and planning related to setting minimum requirements for a CAS and HMIS has been delayed.

Outcome #2: Fewer people experience homelessness for the first time (new inflows into homelessness are reduced)

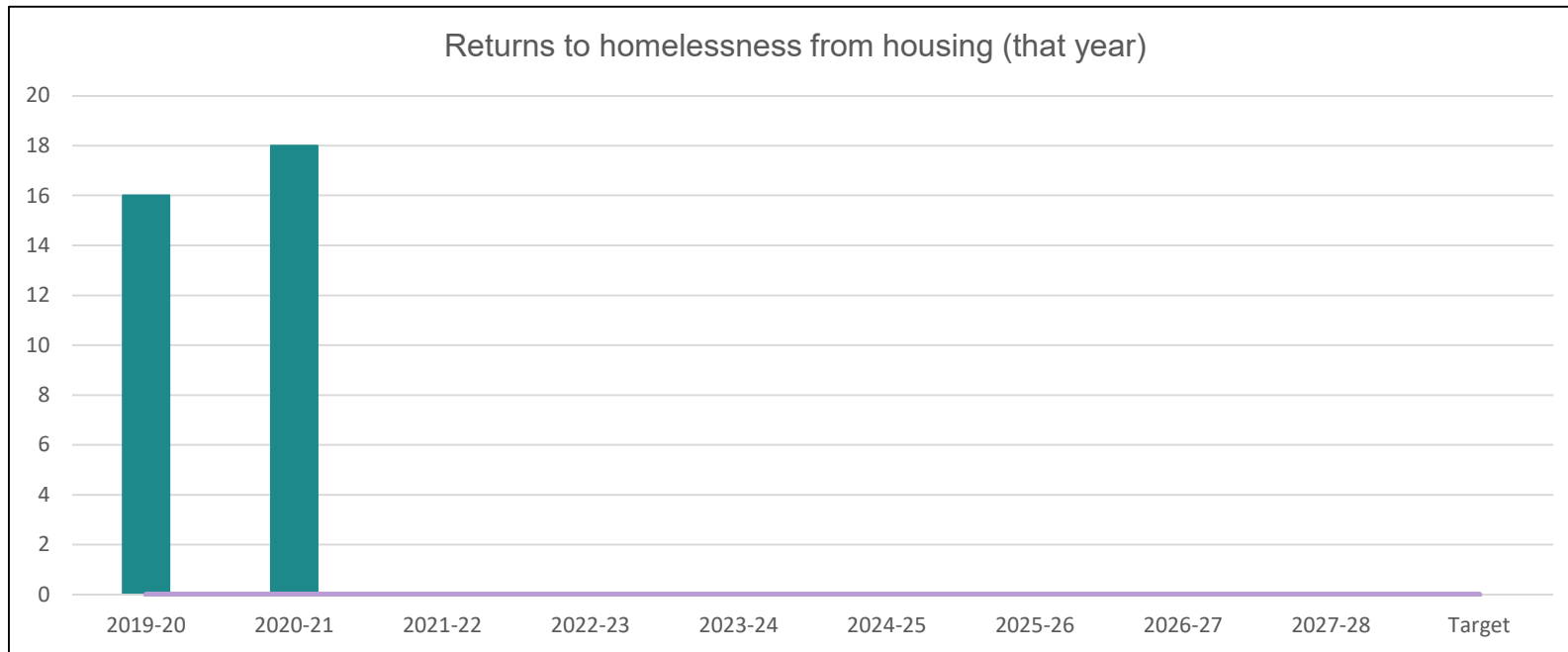
	2019-20	2020-21	2021-22	2022-23	2023-24	2024-25	2025-26	2026-27	2027-28	Target
People experiencing homelessness for the first time (that year)	48	84	-	-	-	-	-	-	-	TBD



A 75% increase was observed in the number of people experiencing homelessness for the first time in March 2021 compared to March 2020. Contributing factors may include financial hardships experienced by low income households due to the COVID-19 pandemic and limited available housing options. Responding to the impact of COVID-19 in 2020-2021 and the first half of 2021-2022 has been the priority in York Region. Additionally, we have seen an increase in the number of person's experiencing homelessness over the course of the pandemic and require the time to understand if this is a one time trend or on-going. As such, the work and planning related to setting minimum requirements for a CAS and HMIS has been delayed.

Outcome #3: Fewer people return to homelessness from housing (returns to homelessness are reduced)

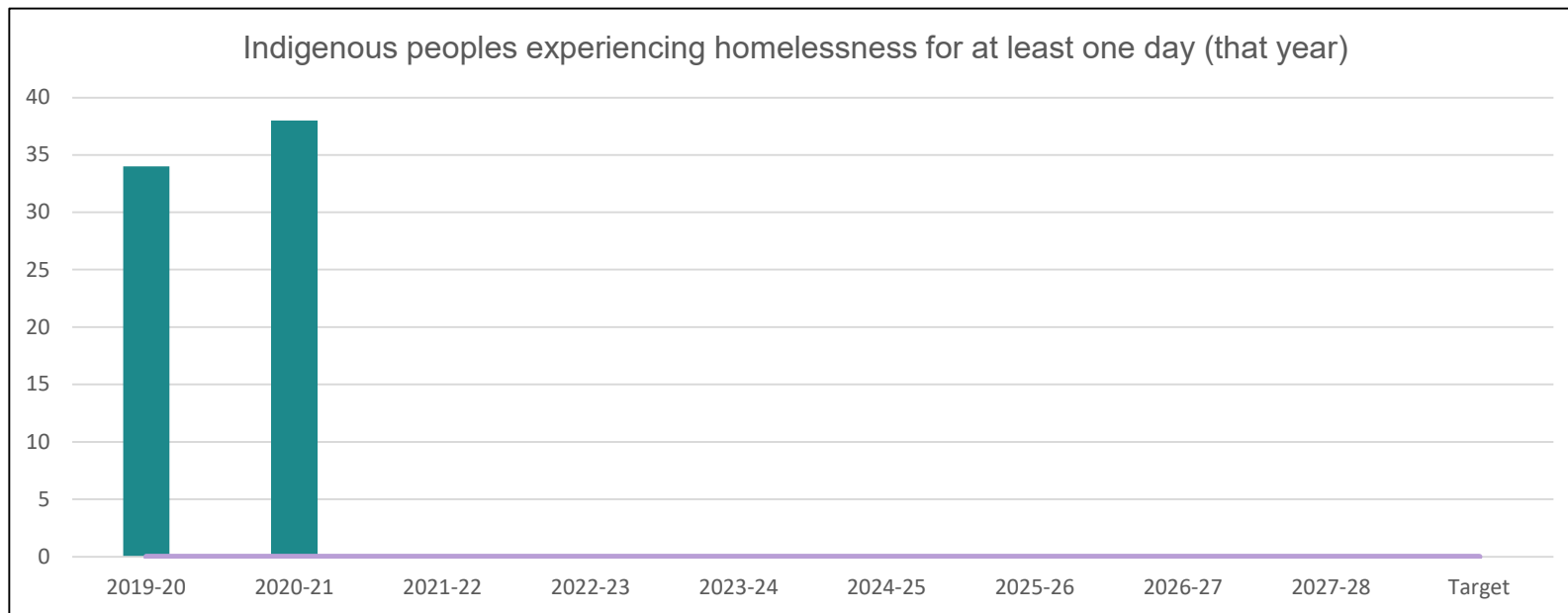
	2019-20	2020-21	2021-22	2022-23	2023-24	2024-25	2025-26	2026-27	2027-28	Target
Returns to homelessness from housing (that year)	16	18	-	-	-	-	-	-	-	TBD



A 13% increase was observed in the number of returns to homelessness from housing in March 2021 compared to March 2020. Responding to the impact of COVID-19 in 2020-2021 and the first half of 2021-2022 has been the priority in York Region. Additionally, we have seen an increase in the number of person's experiencing homelessness over the course of the pandemic and require the time to understand if this is a one time trend or on-going. As such, the work and planning related to setting minimum requirements for a CAS and HMIS has been delayed.

Outcome #4: Fewer Indigenous peoples experience homelessness (Indigenous homelessness is reduced)

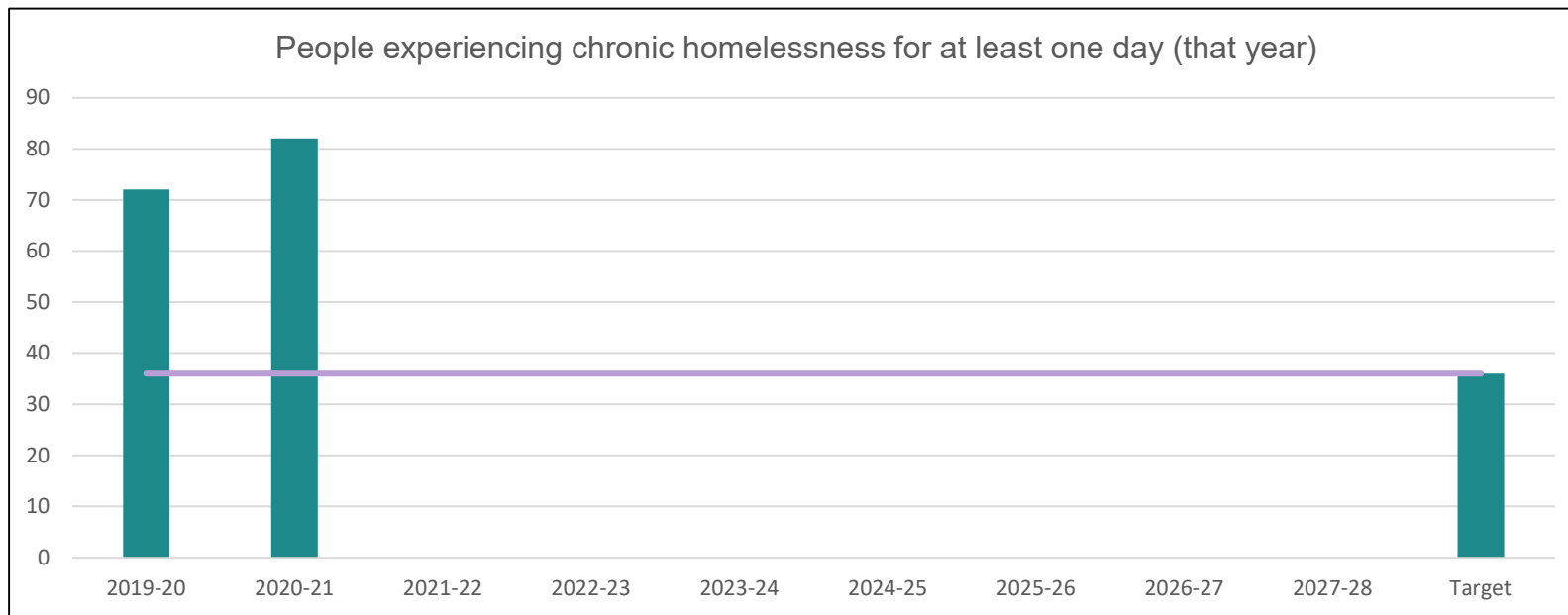
	2019-20	2020-21	2021-22	2022-23	2023-24	2024-25	2025-26	2026-27	2027-28	Target
Indigenous peoples experiencing homelessness for at least one day (that year)	34	38	-	-	-	-	-	-	-	TBD



A 12% increase was observed in the number of indigenous people experiencing homelessness in March 2021 compared to March 2020. Responding to the impact of COVID-19 in 2020-2021 and the first half of 2021-2022 has been the priority in York Region. In Q4 of 2020-2021, York Region implemented its first every Indigenous led services for Indigenous people experiencing homelessness. It is critical that we allow this program time to develop before we set the targets for this outcome to ensure that we have a more accurate reflection of this population in York Region.

Outcome #5: Fewer people experience chronic homelessness (chronic homelessness is reduced)

	2019-20	2020-21	2021-22	2022-23	2023-24	2024-25	2025-26	2026-27	2027-28	Target
People experiencing chronic homelessness for at least one day (that year)	72	82	-	-	-	-	-	-	-	36



A 14% increase was observed in the number of people experiencing chronic homelessness in March 2021 compared to March 2020. Responding to the impact of COVID-19 in 2020-2021 and the first half of 2021-2022 has been the priority in York Region. Additionally, we have seen an increase in the number of person's experiencing homelessness over the course of the pandemic and require the time to understand if this is a one time trend or on-going. As such, the work and planning related to setting minimum requirements for a CAS and HMIS has been delayed.